



## Klemmfugenbänder Clamped waterstops

D 330 Ecke eins. glatt / one side smooth

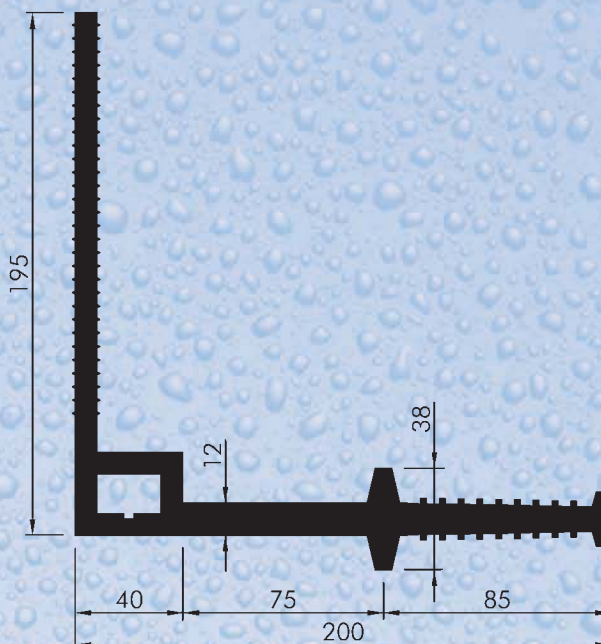
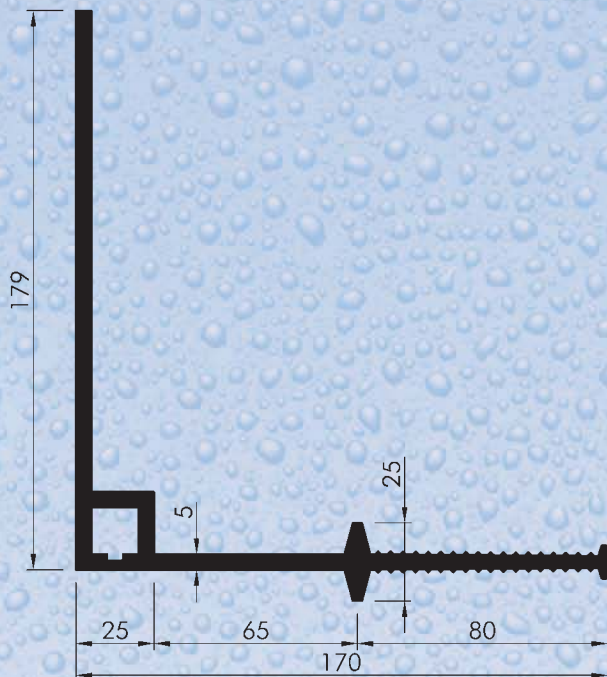
Nitriflex® nach DIN 18541, Teil 2

Nitriflex® to DIN 18541, part 2

FM 350 K

Elastoflex® nach DIN 7865, Teil 2

Elastoflex® to DIN 7865, part 2



F 500 K

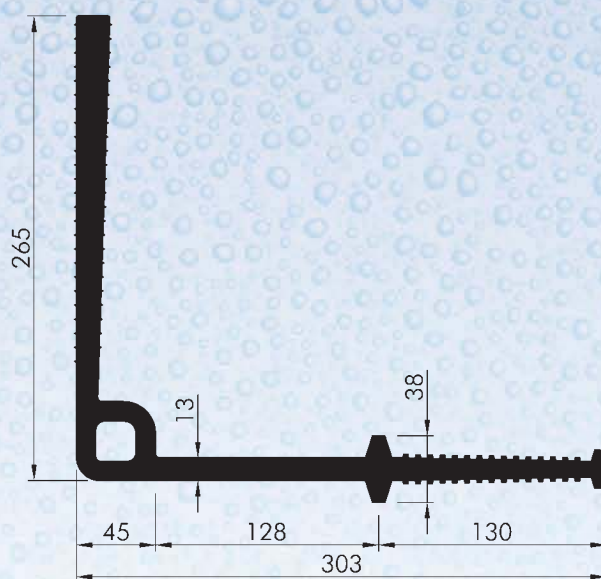
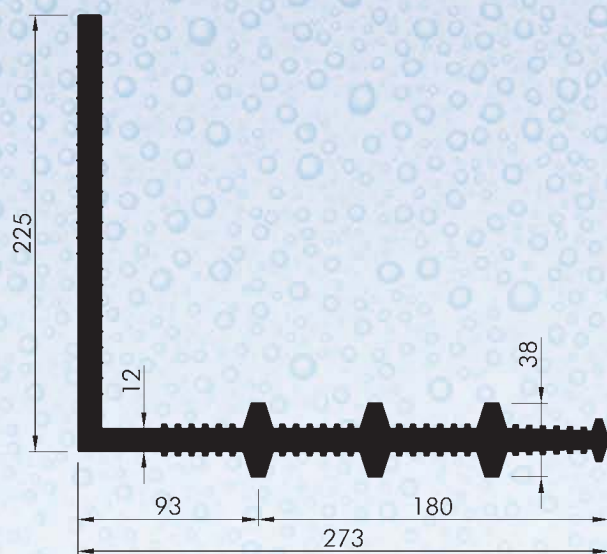
Elastoflex® nach DIN 7865, Teil 2

Elastoflex® to DIN 7865, part 2

FM 500 K

Elastoflex® nach DIN 7865, Teil 2

Elastoflex® to DIN 7865, part 2



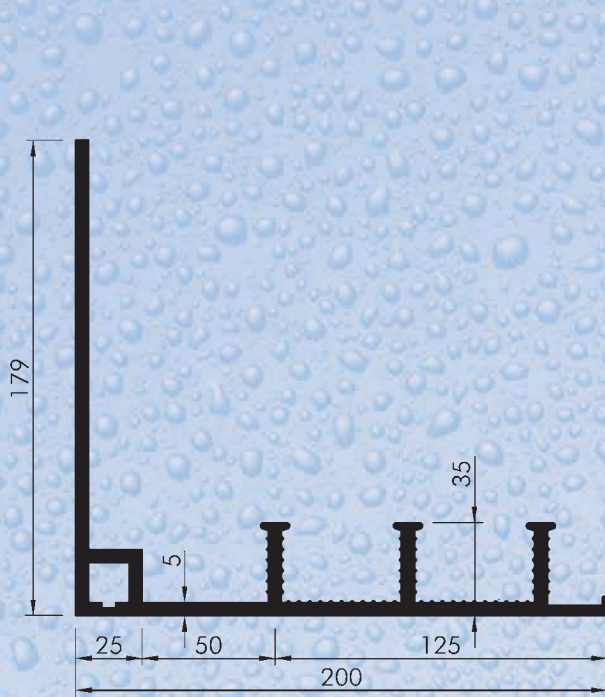
4



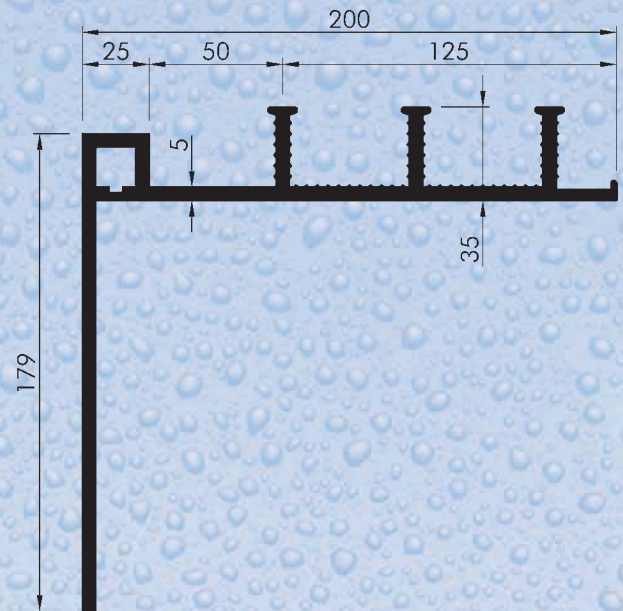


## Klemmfugenbänder Clamped waterstops

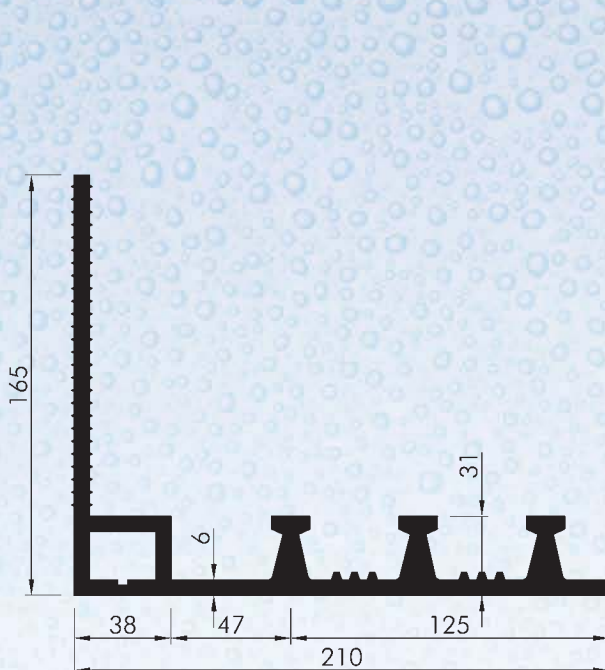
DA 330/35 Ecke eins. glatt / one side smooth  
Nitriflex® nach DIN 18541, Teil 2  
Nitriflex® to DIN 18541, part 2



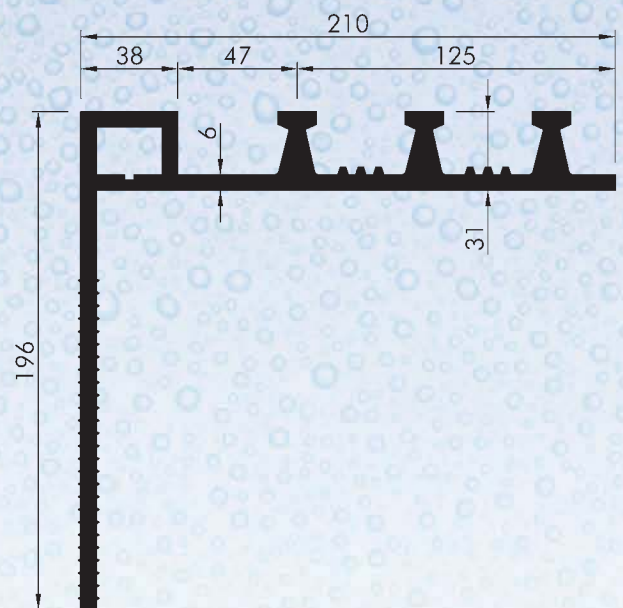
DA 330/35 Ecke A eins. glatt / one side smooth  
Nitriflex® nach DIN 18541, Teil 2  
Nitriflex® to DIN 18541, part 2



AM 350 K  
Elastoflex® nach DIN 7865, Teil 2  
Elastoflex® to DIN 7865, part 2



AM 350 KA  
Elastoflex® nach DIN 7865, Teil 2  
Elastoflex® to DIN 7865, part 2

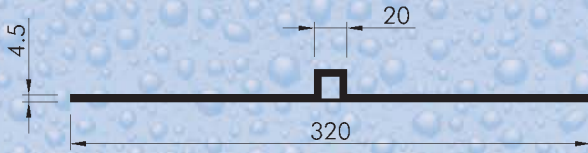




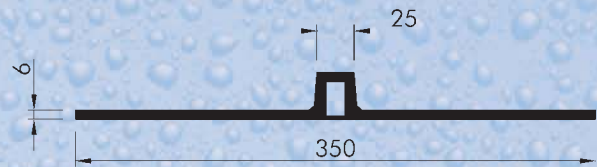


## Klemmfugenbänder Clamped waterstops

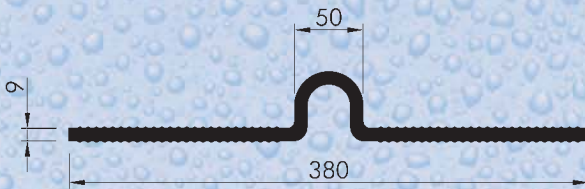
DA 320 beids. glatt / both side smooth  
Nitriflex® nach DIN 18541, Teil 2  
Nitriflex® to DIN 18541, part 2



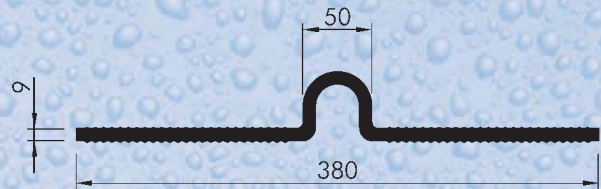
AMG 350  
Elastoflex® nach DIN 7865, Teil 2  
Elastoflex® to DIN 7865, part 2



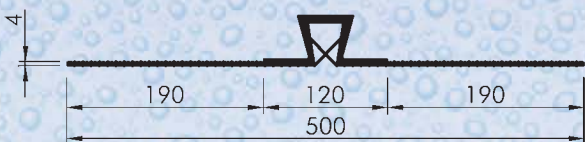
Omega 380  
Elastoflex® nach DIN 7865, Teil 2  
Elastoflex® to DIN 7865, part 2



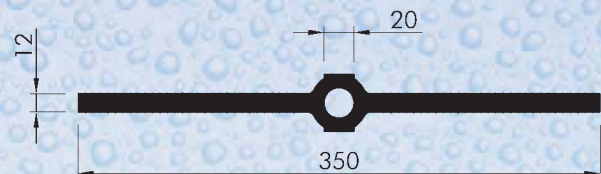
Omega 380 mit Gewebe / with incorporated textile  
Elastoflex® nach DIN 7865, Teil 2  
Elastoflex® to DIN 7865, part 2



A 500 KL  
Elastoflex® nach DIN 7865, Teil 2  
Elastoflex® to DIN 7865, part 2



FM 350 KF2  
Elastoflex® nach DIN 7865, Teil 2  
Elastoflex® to DIN 7865, part 2



Beispiel: Aufbau einer Klemmkonstruktion mit Losflansch /  
Example: mounting of clamped construction with loose-type flange



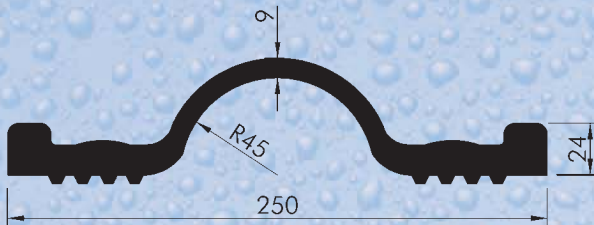
- 1 Klemmflansch / steelrail
- 2 Fugenband / waterstop
- 3 Rohkautschuk / rubber stripe
- 4 Bolzen / capsule anchors



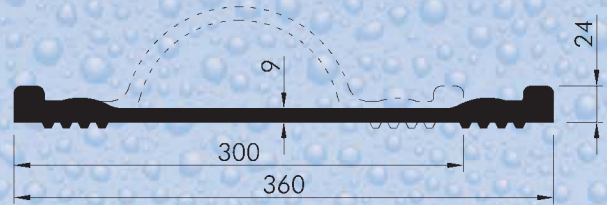


## Klemmfugenbänder Clamped waterstops

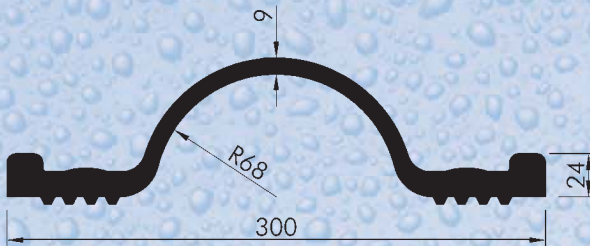
**OK 25**  
Elastoflex® nach DIN 7865, Teil 2  
Elastoflex® to DIN 7865, part 2



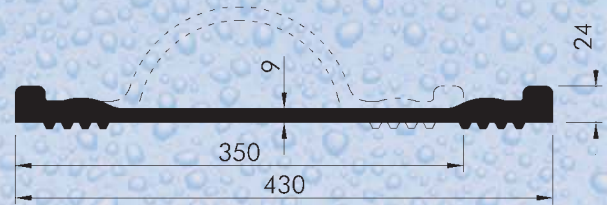
**OKB 30 flach mit Gewebe /  
OKB 30 flat with incorporated textile**  
Elastoflex® nach DIN 7865, Teil 2 / Elastoflex® to DIN 7865, part 2



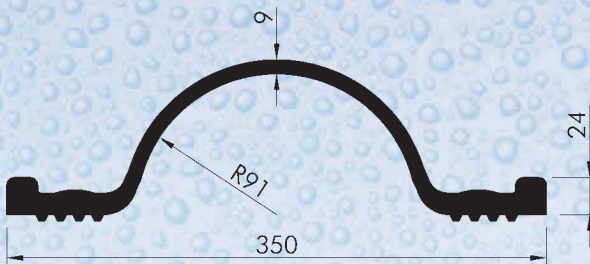
**OK 30**  
Nitriflex® nach DIN 7865, Teil 2  
Nitriflex® to DIN 7865, part 2



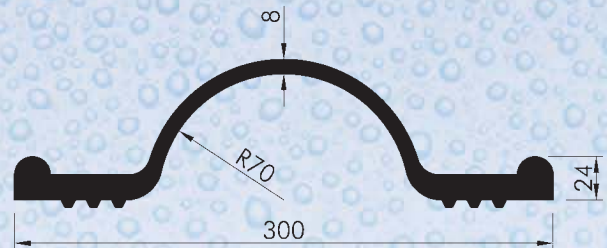
**OKB 35 flach mit Gewebe /  
OKB 35 flat with incorporated textile**  
Elastoflex® nach DIN 7865, Teil 2 / Elastoflex® to DIN 7865, part 2




**OK 35**  
Elastoflex® nach DIN 7865, Teil 2  
Elastoflex® to DIN 7865, part 2



**OKB 30 mit Gewebe / OKB 30 with incorporated textile**  
Elastoflex® nach DIN 7865, Teil 2  
Elastoflex® to DIN 7865, part 2



Beispiel: Aufbau einer Klemmkonstruktion mit Kippflansch /  
Example: mounting of clamped construction with canted flanges



- 1 Klemmflansch / steelrail
- 2 Fugenband / waterstop
- 3 Bolzen / capsule anchors