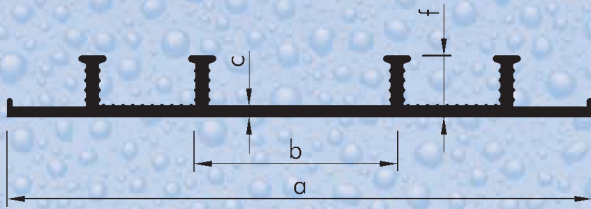




Außenliegende Arbeitsfugenbänder External construction joint waterstops

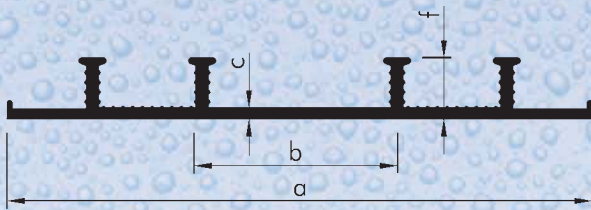
Besaflex® nach Werksnorm
Besaflex® to company standard



Typ / type	a	b	c	f	Anker/ anchor
AA 200	200	80	3,5	20	4
AA 250	240	90	4,0	25	4
AA 250/35	240	90	4,5	35	4
AA 250/45	240	90	4,5	45	4
AA 320	320	110	4,0	25	6
AA 320/35	320	110	4,5	35	6
AA 320/45	320	110	4,5	45	6
AA 500	500	120	4,0	25	8
AA 500/35	500	120	4,5	35	8
AA 625/35	625	300	5,5	35	10
AA 800	800	300	5,5	25	12

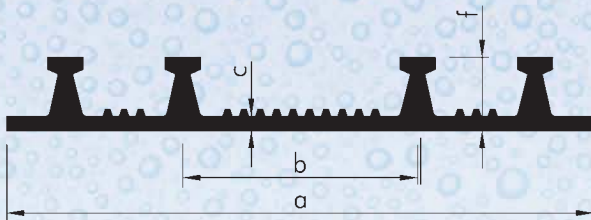
4

Nitriflex® nach DIN 18541
Nitriflex® to DIN 18541



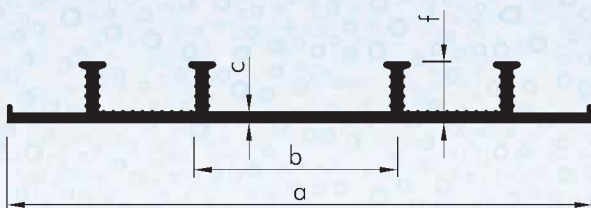
Typ / type	a	b	c	f	Anker/ anchor
AA 240/25	240	90	4,5	25	4
AA 240/35	240	90	5,0	35	4
AA 240/45	240	90	5,0	45	4
AA 320/25	320	110	4,5	25	6
AA 320/35	320	110	5,0	35	6
AA 320/45	320	110	5,0	45	6
AA 500/25	500	120	4,5	25	8
AA 500/35	500	120	5,0	35	8

Elastoflex® nach DIN 7865
Elastoflex® to DIN 7865



Typ / type	a	b	c	f	Anker/ anchor
A 250	250	100	6,0	31	4
A 350	350	100	6,0	31	6
A 500	500	150	6,0	31	8
DIN 7865 Teil/ part 2					
A 250-2	250	100	5,5	30	4

Polyflex nach Werksnorm
Polyflex to company standard



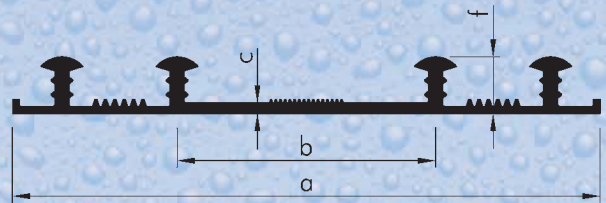
Typ / type	a	b	c	f	Anker/ anchor
AAP 240	240	90	4,0	25	4
AAP 320	320	110	4,0	25	6



Außenliegende Arbeitsfugenbänder External construction joint waterstops

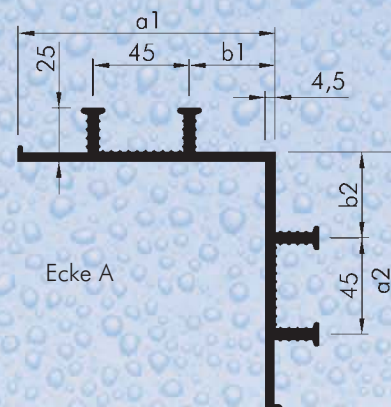
Besaflex® nach British standard (BS)
Besaflex® to British standard (BS)

Typ / type	a	b	c	f	Anker/ anchor
EC 150	150	110	4,5	24	2
EC 200	200	85	4,5	24	4
EC 250	250	110	4,5	24	4
EC 300	300	140	4,5	24	4
EC 330	330	170	4,5	24	4



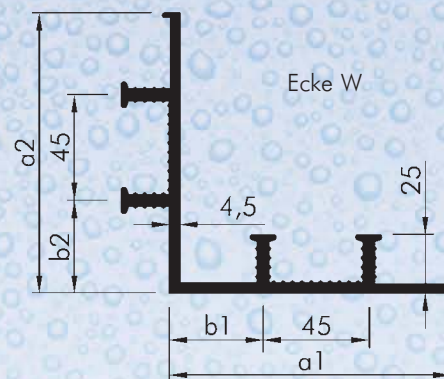
Besaflex® nach Werksnorm
Besaflex® to company standard

Typ / type	a1	a2	b1	b2	Anker/ anchor
AA 240 EA	120	120	45	45	4
AA 240 EW	120	120	45	45	4
AA 320 EA	170	170	55	55	6
AA 320 EW	170	170	55	55	6
AA 320 EI	170	170	100	100	4
AA 500 EA	250	250	85	85	8
AA 500 EW	250	250	85	85	8
AA 500 EI	250	250	85	85	8



Nitriflex® nach DIN 18541, Teil 2
Nitriflex® to DIN 18541, part 2

Typ / type	a1	a2	b1	b2	Anker/ anchor
AA 240 EA	120	120	45	45	4
AA 240 EW	120	120	45	45	4
AA 320 EA	170	170	55	55	6
AA 320 EW	170	170	55	55	6
AA 320 EI	170	170	100	100	4
AA 500 EA	250	250	85	85	8
AA 500 EW	250	250	85	85	8
AA 500 EI	250	250	85	85	8



Besaflex® nach British standard (BS)
Besaflex® to British standard (BS)

Typ / type	a1	a2	b1	b2	Anker/ anchor
EC 240 EA	120	120	45	45	4
EC 240 EW	120	120	45	45	4

